



Key Features Entities View




Features Available: 17




Maple (Acer spp.)



Buckeye / Horsech...





Birch (Betula spp.)



Hickory (Carya spp...)


Features Chosen: 2

- Host
  - Hardwood
    - 

Maple (Acer spp.)
  - Foliage and Twigs
    - 

Chewing of the mi...

Entities Remaining: 1

- Introduced Pests - Limited Distribution
  - Insects
    - 

Asian longhorned beetle - (*Anoplophora glabripennis*)









Entities Discarded: 74

- Actionable organisms
  - Exotic Pests
  - Introduced Pests - Limited Distribution
  - New Entries
- Non-actionable organisms
  - Native Pests
  - Introduced Pests - Widespread



Key Features Entities View



Features Available: 17

 Maple (Acer spp.)	 Buckeye / Horsech...	 Birch (Betula spp.)	 Hickory (Carya spp...)
			


Features Chosen: 2

- Host
  - Hardwood
    -  Maple (Acer spp.)
- Foliage and Twigs
  - Defoliation
    -  Chewing of the mi...

Trees Lists

Host/Hardwood/Maple (Acer spp.)

Entities Remaining: 1

- Introduced Pests - Limited Distribution
  - Insects
    -  Asian longhorned beetle - (Anoplophora glabripennis)

Entities Discarded: 74









- Actionable organisms
  - Exotic Pests
  - Introduced Pests - Limited Distribution
  - New Entries
- Non-actionable organisms
  - Native Pests
  - Introduced Pests - Widespread

Trees Lists Images


Key Features Entities View




Features Available: 17

			
Citrus (Citrus spp.)	Beech (Fagus spp.)	Ash (Fraxinus spp.)	Walnut (Juglans s...
			














Features Chosen: 2

- Host
  - Hardwood
    - 

Maple (Acer spp.)
  - Foliage and Twigs
    - Defoliation
      - 

Chewing of the mi...

Entities Remaining: 1 Images: 13

				
Asian longhorned ...	Asian longhorned ...	Asian longhorned ...	Asian longhorned ...	Asian longhorned ...
				
Asian longhorned ...	Asian longhorned ...	Asian longhorned ...	Asian longhorned ...	Asian longhorned ...
				
Asian longhorned ...	Asian longhorned ...	Asian longhorned ...		

Trees Lists

Trees Lists Images



UGA5017023

Adult

Pennsylvania Department of Conservation and Natural Resources - Forestry Archive,  
Bugwood.org



**UGA5017002**

Damage

Pennsylvania Department of Conservation and Natural Resources -  
Forestry Archive, Bugwood.org

Page [Discussion](#)[Read](#) [View source](#) [View history](#)

# Anoplophora glabripennis

*Author: Joseph LaForest, University of Georgia*

## Contents [hide]

- 1 Hosts
- 2 Distribution
- 3 Identification
- 4 Life cycle
- 5 Entry pathway
- 6 Gallery

## Hosts

*Anoplophora glabripennis* (Asian longhorned beetle) is an insect pest known to attack at least 18 species of hardwood trees including [maple](#), [birch](#), [horse chestnut](#), [poplar](#), [willow](#), [elm](#), [ash](#), and [black locust](#)

## Distribution

Although it is a native pest in China and other nearby Pacific Rim countries, it has been introduced to several regions worldwide including Chicago, Illinois and the New York City area. Quarantine programs have been setup to combat this pest as it is discovered.

## Identification

Eggs are off-white and slightly concave at both ends. Larvae are pale-yellow larvae are worm-like, elongate, and cylindrical with a varied texture on the underside; the eighth segment of the abdomen has a protruding structure. The pupae are off-white, 25-30 mm long and 8 mm wide and begin to resemble the adult beetles. Adults are 25-30 mm long, shiny-black with white spots. They have black-and-white banded antennae that are at least as long as their bodies. The upper sections of the legs of the adults are whitish-blue. Asian longhorned beetle can be distinguished from related species, such as [citrus longhorned beetle](#) *A. chinensis*, by the markings on the wing covers and the pattern of the antennae.

## Life cycle

Asian longhorned beetles require between one to three years to reach maturity. Adult females chew out a place to lay their eggs forming oval to round, darkened wounds in the bark. Eggs are laid singly and they secrete a substance that hardens over and protects the egg. Larvae develop out of the laid eggs and chew banana-shaped galleries into the heartwood, which they will feed in during fall and winter. Adults emerge during the spring through large round holes (10 mm diameter) that may occur anywhere on the tree including branches, trunk, and exposed roots. These exit holes can number in the thousands per tree.

## Entry pathway

### Asian long-horned beetle



Photo by Pennsylvania Department of Conservation and Natural Resources - Forestry Archive, Bugwood.org

### Taxonomy

Kingdom: Animalia  
 Phylum: Arthropoda  
 Class: Hexapoda (including Insecta)  
 Order: Coleoptera  
 Family: Cerambycidae  
 Genus: *Anoplophora*  
 Species: *glabripennis*

### Scientific Name

***Anoplophora glabripennis***  
 (Motschulsky, 1853)

[Main Page](#)  
[Community portal](#)  
[Current projects](#)  
[Recent changes](#)  
[Random page](#)  
[Help](#)

#### Projects

[Legume and Onion PIPE](#)  
[High Plains IPM Guide](#)  
[Northern Plains IPM Guide](#)  
[IPED Pest Protocol](#)  
[NPDN First Detector Materials](#)  
[Diagnostician's Cookbook](#)  
[Invasipedia](#)

#### Participation

[Bugwood Image Sites](#)

[Export Current Page](#)

[Toolbox](#)